

Preparing for Your Pet

Make up a Pet Emergency Supply Kit.

Just as you would do with your family's emergency supply kit, think about the basics for survival, particularly food and water. Consider three kits. In one, put everything you and your pets will need to stay where you are. Make one lightweight, smaller version you can take if you and your pets have to evacuate. Also have a kit for your pets, should you have to leave them behind. Most important is to have food and water available for them. Remember most evacuation shelters may not allow pets. Plan ahead where you can take your pet in case of an emergency evacuation such as a kennel or other family members home.

Each kit should include:

Food: Store at least 4 days supply of food in an airtight, waterproof container.

Water: Store at least 4 days water supply for your pets. A guide line is as follows:

- a. A 10 lb animal drinks 1 pint daily.
- b. A 20 lb animal drinks 1 quart daily.
- c. A 50 lb animal drinks ½ gallon daily.

Medications and Veterinary Records: Keep copies of your vet records in a plastic bag and keep them current. Remember to rotate medications to keep them fresh. Also, have a picture of you and your pet together, to help identify your pet if you are separated.

Collar and /or travel crate: Put your pet's name and your name and a phone number where you can be reached, on your travel crate. Have current tags for identification with your pet in case you and your pet are separated.

Supplies: Can opener, unbreakable food and water dishes, sanitation supplies, litter and litter box and also a first aid kit for your pet. Include some toys, treats or bedding that is familiar to your pet. This could lessen the stress for your pet in unfamiliar surroundings.

If you have an unusual or exotic pet, design your kit to fit the needs of your pet.

If you are unable to take your pet with you, have plenty of food and water accessible to your pet, and shelter if it is outside. Put a note on your door as to what pets you have and where they are located in case someone is sent to bring in animals. Also, have leashes and or travel crates handy if needed. Have a list of contact names, phone numbers and addresses included in your kit.

Your Plan

What will you do in an Emergency? Remember to include in you plan:

-  Food
-  Water
-  Vet Records and Vaccinations (required at evacuation shelters)
-  Medications
-  Phone numbers to contact you
-  Phone numbers of Family or Friends
-  Collar with tags and a Leash
-  Travel Crate/Transportation
-  Supplies




Talk to your pet's veterinarian about emergency planning. Discuss the types of things that you should include in your pet's emergency first aid kit. Get the names of vets or veterinary hospitals in other cities where you might need to seek temporary shelter. You should also consider talking with your vet about

permanent identification such as micro chipping and enrolling your pet in a recovery database. If your pet is micro chipped, keeping your emergency contact information up to date and listed with a reliable recovery database is essential to your being reunited with your pet.

Gather contact information for emergency animal treatment. Make a list of contact information and addresses of area animal control agencies including the Kootenai Humane Society and emergency veterinary hospitals. Keep one copy of these phone numbers with you and one in your pet's emergency kit.

Large Outdoor Pets/Animals

Make an Emergency Plan for your large outdoor pets/animals.

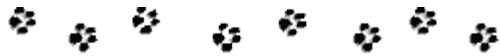
-  Determine amount of food and water needed for 4 (or more) days
-  Plan appropriate method to transport your large pets/animals. List who to contact for needed equipment.
-  Determine where to locate your large pets/animals

Stay Informed

Know About Types of Emergencies

Some of the things you can do to prepare for the unexpected, such as assembling an emergency supply kit for yourself, your family and your pets are the same regardless of the type of emergency. However, it's important to stay informed about what might happen and know what types of emergencies are likely to affect your region as well as emergency plans that have been established by state and local government. For more information about how to prepare, visit www.ready.gov or call 1-800-BE-Ready.





Preparing for Your Pets Makes Sense. Get Ready Now

If you are like millions of animal owners nationwide, your pet is an important member of your household. The likelihood that you and your animals will survive in an emergency such as a fire, flood, tornado, earthquake, or terrorist attack depends largely on emergency planning done today. There are things you can do to prepare for the unexpected, such as assembling an animal emergency supply kit and developing a pet care buddy system; they are the same for any emergency. Whether you decide to stay put in an emergency or evacuate to a safer location, you will need to make plans in advance for your pets. Keep in mind that what's best for you is typically what's best for your animals.

If you must evacuate, take your pets with you if possible. However, if you are going to a public shelter, it is important to understand that animals may not be allowed inside. Plan in advance for shelter alternatives that will work for both you and your pets.

Make a back-up emergency plan in case you are unable to care for your animals yourself. Develop a buddy system with neighbors, friends and relatives to make sure that someone is available to care for or evacuate your pets if you are unable to do so. Be prepared to improvise and use what you have on hand to make it on your own for at least four days, maybe longer.



This information was developed by the Kootenai County Local Emergency Planning Committee from information gathered from:

The Humane Society of the United States
www.hsus.org

Kootenai Humane Society
www.kootenaihumanesociety.com
(208) 772-4019

Kootenai County Animal Control
(208) 446-1300

Post Falls Animal Safety
(208) 773-3517

The American Society for the Prevention to Cruelty to Animals
www.aspc.org

The American Kennel Club
www.akc.org

The American Veterinary Medical Association
www.avma.org

American Red Cross of Greater Idaho
North Idaho District – Coeur d'Alene
For kits, plans and shelter information
www.redcrossidaho.org
1-(800) 853-2570 EXT 104



Before an Emergency Is the Time To Prepare for Your Pets.

Do It Now! Your Pet is Depending On You

